



# BUZZSAWIC "CARBIDE"

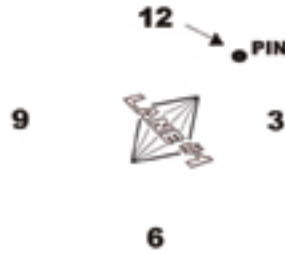
## DRILLING SPECIFICATIONS

### PIN POSITION

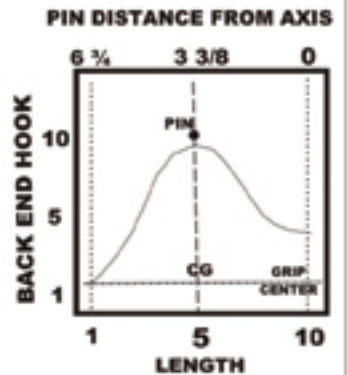
THE "CARBIDE" SAWS 12 O'CLOCK PIN, RELATIVE TO THE CG, MAKES THIS BALL DRILLER FRIENDLY FOR RIGHT OR LEFT HANDED BOWLERS



TURNING THE PIN TOWARDS THREE O'CLOCK, RELATIVE TO THE CG, WILL INCREASE YOUR LENGTH.



TURNING THE PIN TOWARDS NINE O'CLOCK, RELATIVE TO THE CG, WILL DECREASE YOUR LENGTH.



### DRILLING RECOMMENDATIONS

#### LABEL



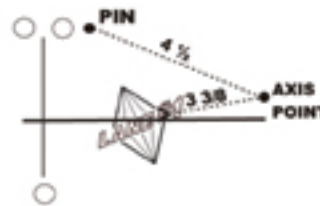
LENGTH 7 BACK-END 8

#### LABEL



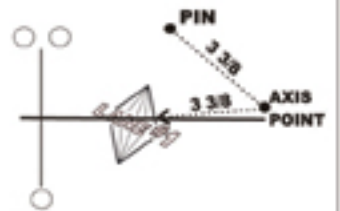
LENGTH 3 BACK-END 6

#### C.G. LEVERAGE



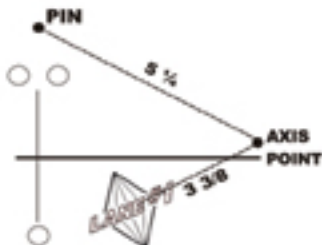
LENGTH 5 BACK-END 9

#### MAXIMUM LEVERAGE



LENGTH 5 BACK-END 10

#### THUMB LEVERAGE



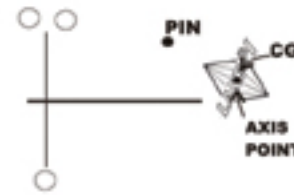
LENGTH 4 BACK-END 8

#### PIN AXIS



LENGTH 10 BACK-END 4

#### C.G. AXIS



LENGTH 5 BACK-END 5

#### NOTES

1. POS. SIDE, FINGER & TOP WT. INCREASE LENGTH AND BACK-END.
2. NEG. SIDE, THUMB & BOTTOM WT. DECREASE LENGTH AND BACK-END
3. AXIS HOLES DECREASE FLAIR AND BACK-END.
4. 9" HOLES INCREASE FLAIR AND BACK-END.
5. PIN IN BALLS, DECREASE LENGTH..